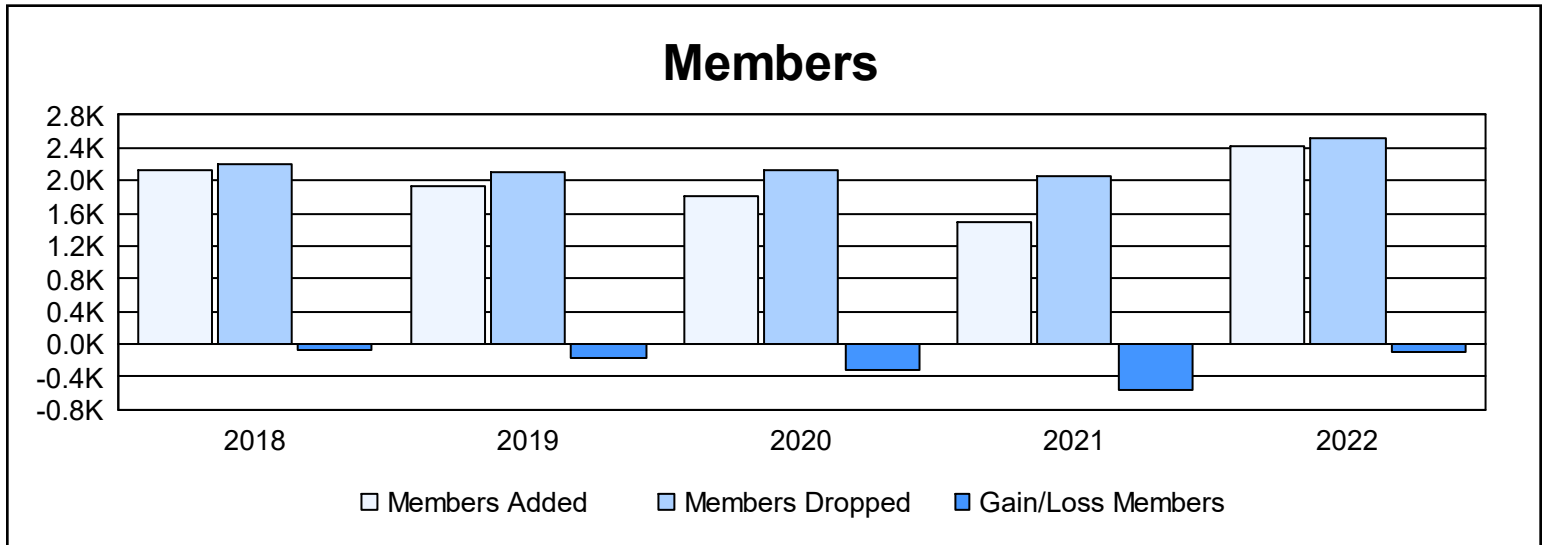
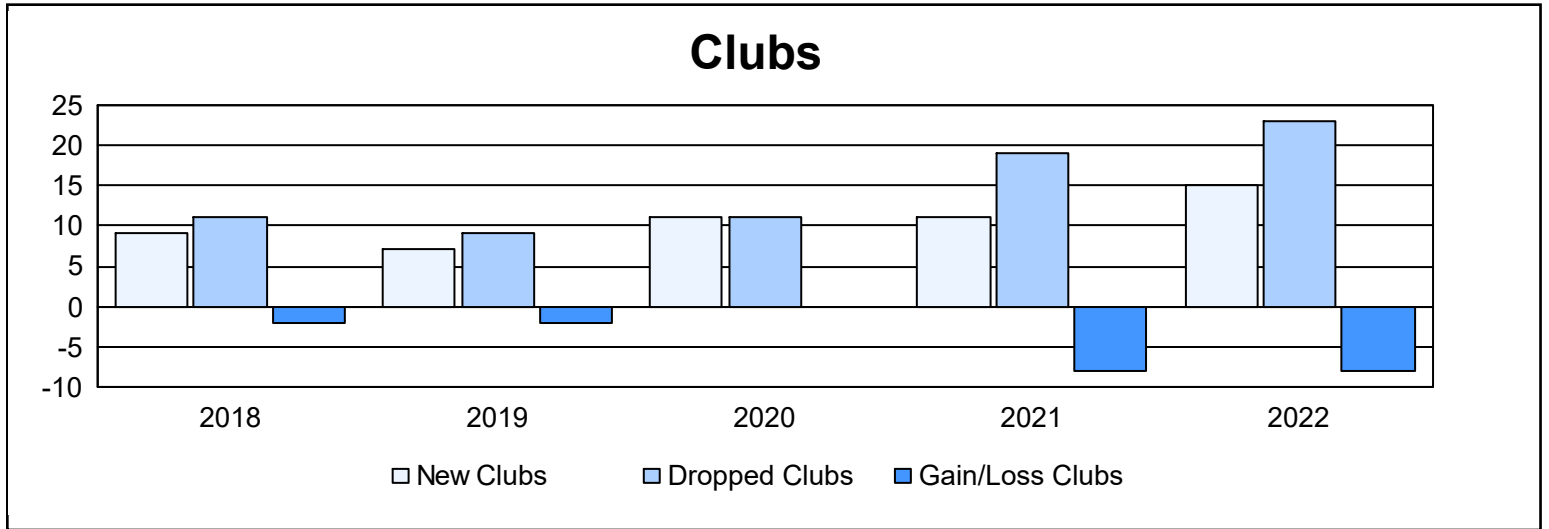
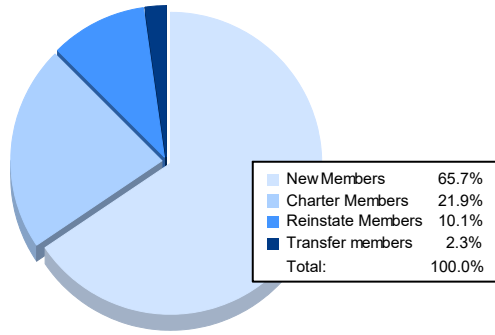


Year	New Clubs	Dropped Clubs	Gain/ Loss Clubs	New Members	Charter Members	Reinstate Members	Transfer Members	Total Member Added	Total Members Dropped	Gain/ Loss Members
2017-2018	9	11	-2	1,696	288	97	52	2,133	2,203	-70
2018-2019	7	9	-2	1,620	206	62	37	1,925	2,099	-174
2019-2020	11	11	0	1,379	281	54	91	1,805	2,123	-318
2020-2021	11	19	-8	997	330	147	16	1,490	2,057	-567
2021-2022	15	23	-8	1,593	531	245	56	2,425	2,517	-92
<b>Average</b>	<b>11</b>	<b>15</b>	<b>-4</b>	<b>1,457</b>	<b>327</b>	<b>121</b>	<b>50</b>	<b>1,956</b>	<b>2,200</b>	<b>-244</b>



### Membership Composition June 2022 Cumulative



### Gender Composition June 2022 Cumulative

